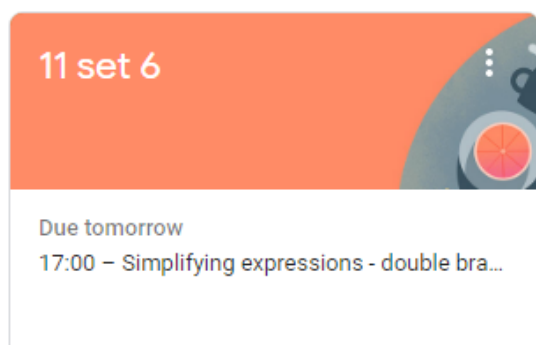


How to submit your work on Google Classroom

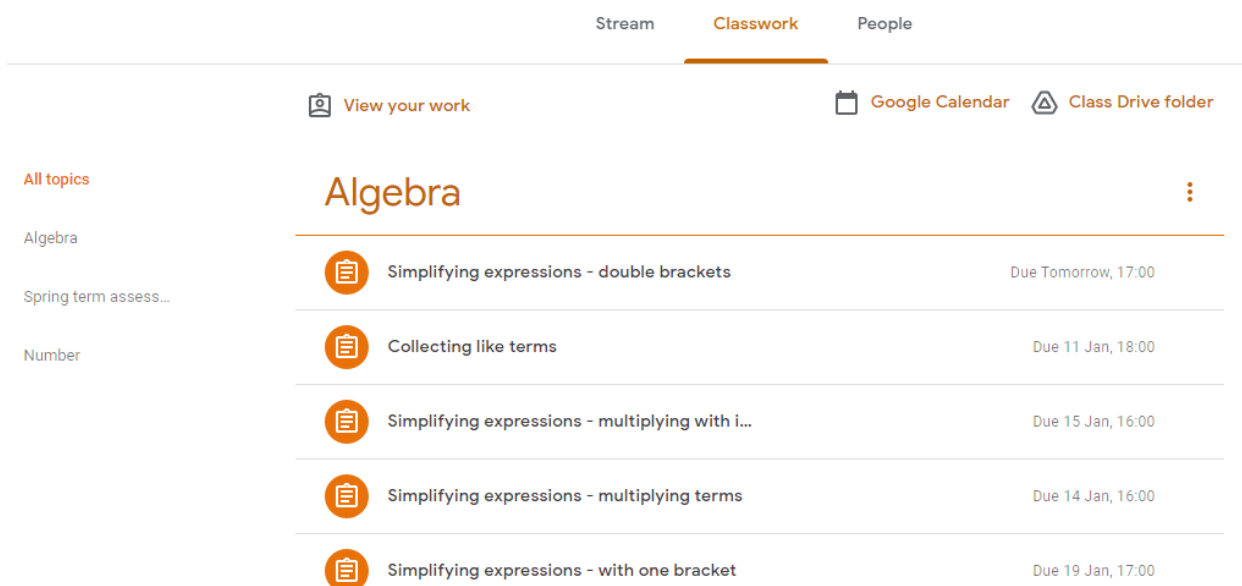
Most students are now taking pictures of their work and uploading to the Google Classroom. Here is how to do this successfully so that Google will register that you have done the work and your teacher can then easily see it.

Step 1 - student logs onto their Google account on their phone (if your child still doesn't know how to do this please contact your Head of Year and someone will call home to help)

Step 2 - they click on the Google Classroom they wish to submit work to (this is an example from my maths class in Y11)



Step 3 - student clicks on the tab saying classwork - they will then see all of their assignments



Step 4 - click on the assignment that you want to upload work to

Stream **Classwork** People

View your work Google Calendar Class Drive folder

All topics

Algebra

Simplifying expressions - double brackets Due Tomorrow, 17:00

Posted 06:51 Assigned

I will add the powerpoint here once we have done the lesson.
Please upload photos of your work for me to assess

View assignment

Step 5 - Click on view assignment

Simplifying expressions - double brackets

Miss S Thomas • 06:51

100 points Due Tomorrow, 17:00

I will add the powerpoint here once we have done the lesson.
Please upload photos of your work for me to assess

Class comments

Add class comment...

Your work Assigned

+ Add or create

Mark as Done

Private comments

Add private comment...

Talk to your teacher

Private comments are only visible to you and your teacher

Got it

Step 6 - Click on view assignment

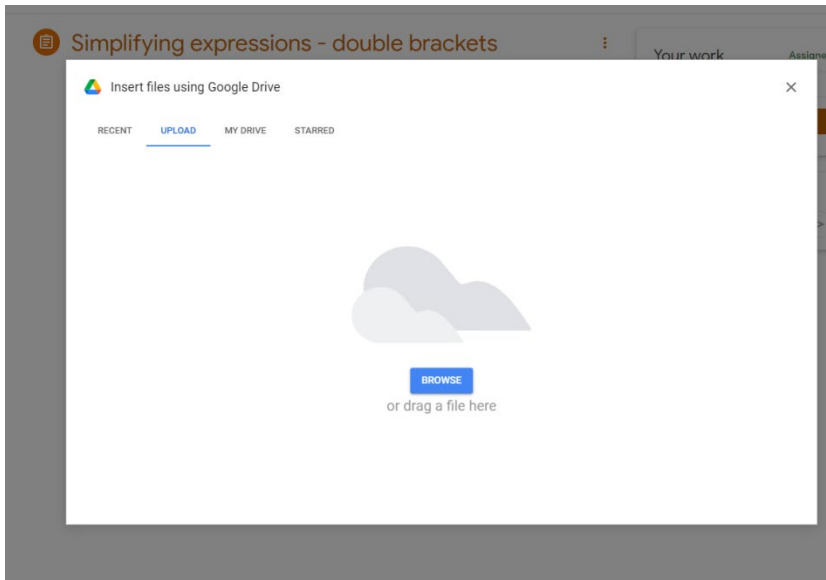
In the Your work box then click on the +add or create button

Your work Assigned

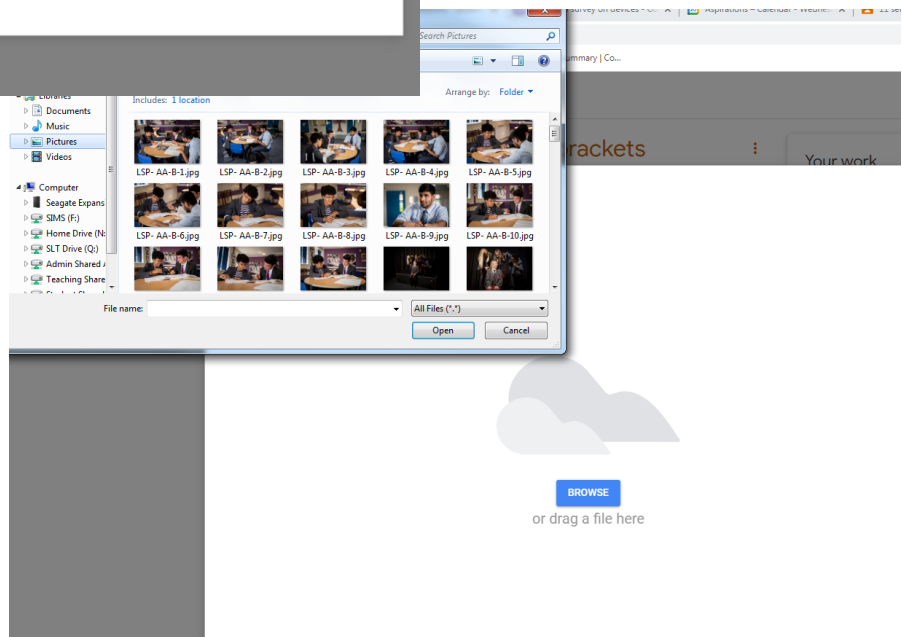
+ Add or create

- Google Drive
- Link
- File
- Create new
 - Docs
 - Slides
 - Sheets
 - Drawings

Step 7 - Click on file and browse on your phone to find the photo you want to upload



.... and then click on open
(note I am working on my desktop to do this not my phone but it is the same process)



Then simply hand in by following these two steps. Your teacher will then see the work and it will be logged on the Google platform

